












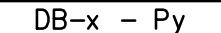














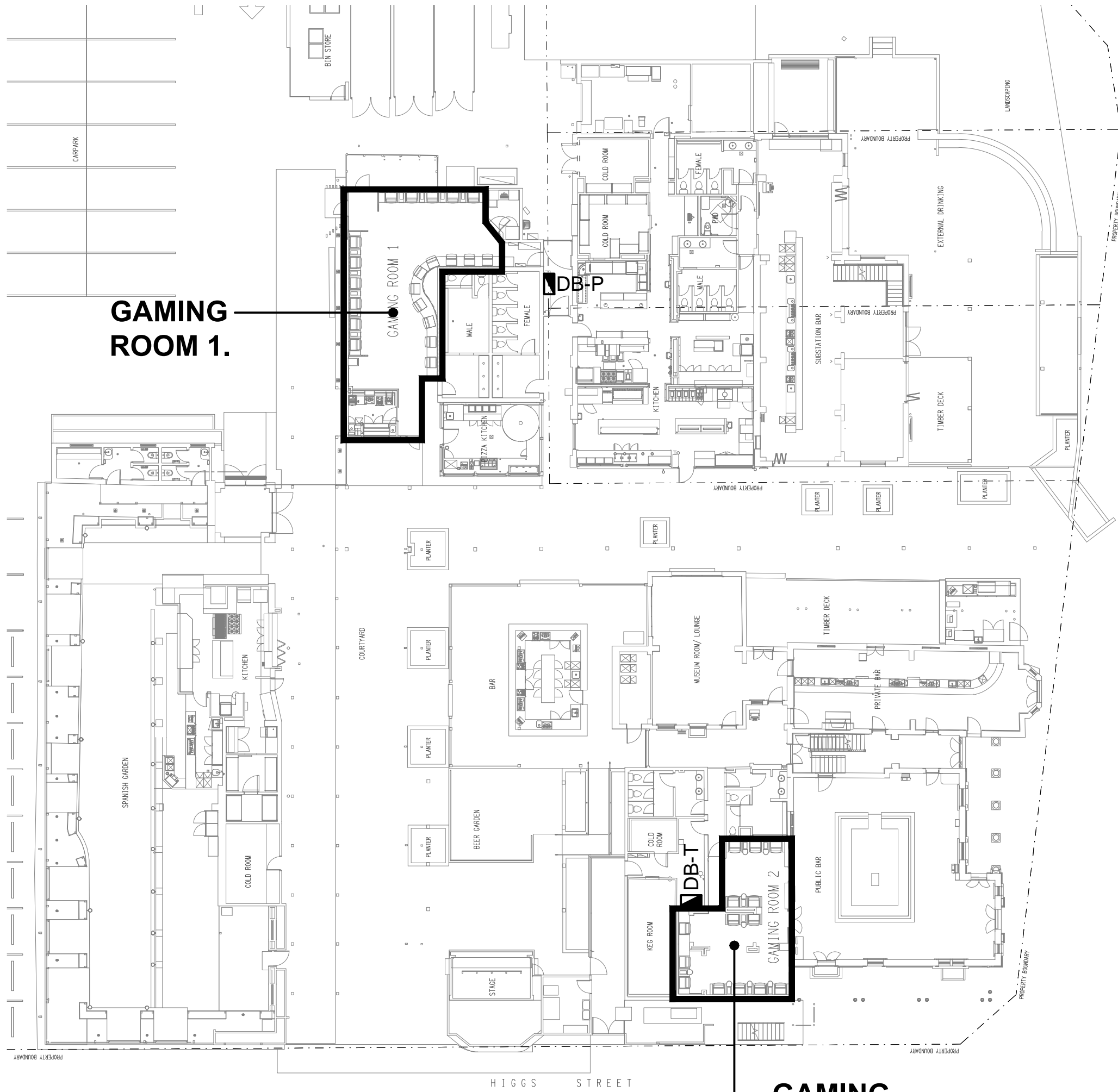


LEGEND

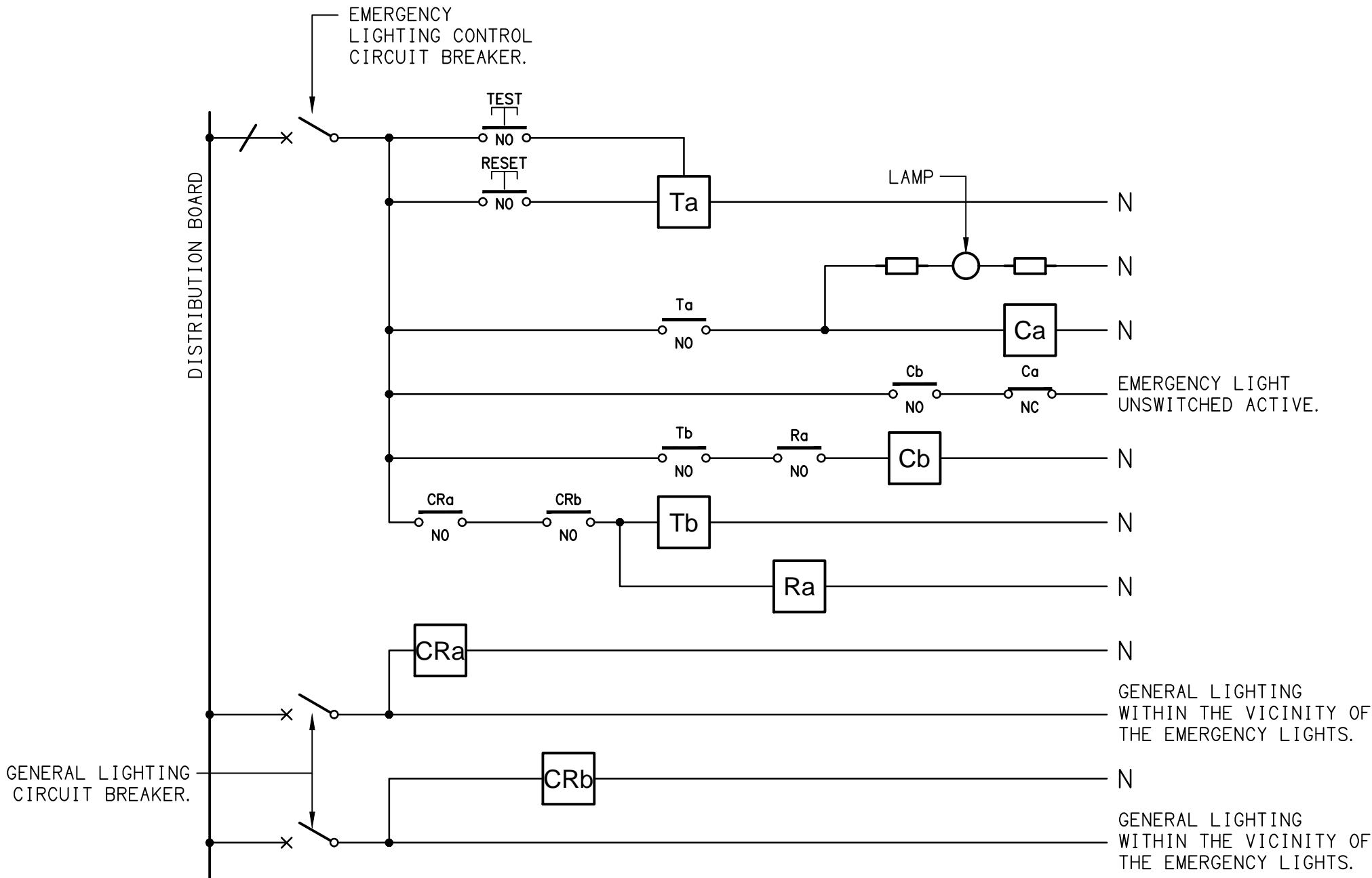
-  ELECTRICAL SERVICES SWITCHBOARD.
-  SWITCHBOARD / CONTROL PANEL NOT PROVIDED AS PART OF THE ELECTRICAL SUBCONTRACT.
-  SINGLE POWER OUTLET.
-  DOUBLE POWER OUTLET.
-  SIGNAGE CONNECTION.
-  SINGLE PHASE ISOLATOR.
-  THREE PHASE ISOLATOR.
-  GPO c/w WIRELESS CHARGER.
-  ELECTRIC STRIKE BY SECURITY SPECIALIST.
-  CONDUIT ROUTE.
-  LIGHTING CONTROL SWITCHPANEL, TYPE x.
-  CIRCUIT LINE.
-  SWITCH LINE.
-  DB-x - Py POWER CIRCUIT DESIGNATION. DENOTES DB AND CIRCUIT.
-  LIGHTING CONTROL CHANNEL REFERENCE.
-  ELECTRICAL EQUIPMENT AS NOTED.
-  REFER TO DETAIL NOTED FOR THE AREA SHOWN HATCHED. ADDITIONAL OUTLETS & FITTINGS MAY BE SHOWN ON DETAIL.
-  Sx: LED JOINERY / CEILING STRIP LIGHT, TYPE AS NOTED.
-  E1: GENERAL RECESSED LED EMERGENCY LIGHT, WHITE.
-  EX: EMERGENCY LED EXIT LIGHT, WHITE UNLESS NOTED AS BLACK.
-  PD01: 12 LAMP DECORATIVE SUSPENDED PENDANT, GOLD.
-  WL01: UP / DOWN WALL LIGHT, BRASS.
-  WL02: WALL LIGHT.
-  WL03: WALL LIGHT.
-  WL04: WALL LIGHT.
-  RD01: RECESSED DOWNLIGHT, BLACK.
-  RD02: RECESSED DOWNLIGHT, BLACK.
-  GL01: GARDEN SPIKE LIGHT, BLACK.



SITE PLAN  
EXTENT OF WORKS  
SCALE 1: 250

EQUIPMENT:

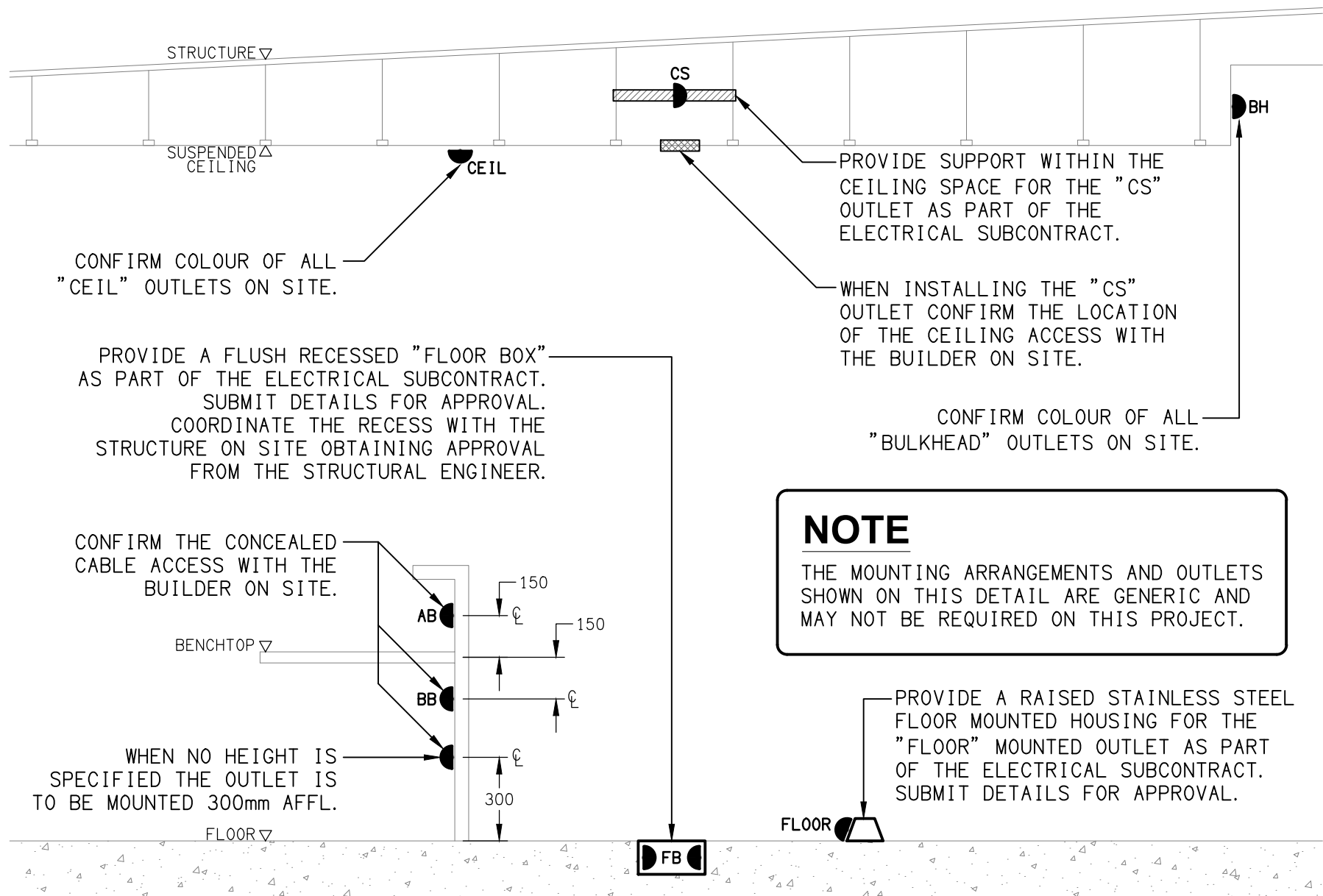
- TEST - TEST PUSH BUTTON MOUNTED ON THE DISTRIBUTION BOARD ESCUTCHEON.
- RESET - RESET PUSH BUTTON MOUNTED ON THE DISTRIBUTION BOARD ESCUTCHEON.
- LAMP - AMBER TEST INDICATING LAMP MOUNTED ON THE DISTRIBUTION BOARD ESCUTCHEON.
- Ta - ADJUSTABLE 0-3 HOUR TIMED RELAY.
- Tb - 15 MINUTE RUN-ON TIMER TO OPERATE UPON THE RETURN OF MAINS POWER.
- Cx - CONTACTOR x.
- CRx - CONTROL RELAY x.
- Rx - RELAY x.



NOTES

- THE EMERGENCY LIGHT UNSWITCHED ACTIVE / GENERAL LIGHTING SWITCHED ACTIVE CIRCUIT ARRANGEMENT AND CONTROL IS TYPICAL FOR ALL CIRCUITS SUPPLYING EMERGENCY LIGHTS.
- PROVIDE ADDITIONAL CONTROL RELAYS (CRx) CONFIGURED AS PER CRa AND CRb FOR ALL ADDITIONAL LIGHTING CIRCUITS THAT SUPPLY LIGHTS IN THE VICINITY OF THE EMERGENCY LIGHTS.

SCHEMATIC  
EMERGENCY LIGHTING  
NOT TO SCALE



NOTE

THE MOUNTING ARRANGEMENTS AND OUTLETS SHOWN ON THIS DETAIL ARE GENERIC AND MAY NOT BE REQUIRED ON THIS PROJECT.

DETAIL  
TYPICAL OUTLET MOUNTINGS  
NOT TO SCALE

ELECTRICAL DESIGN GROUP BRISBANE  
PTY LTD  
ACN 092 710 793

TRADING AS:  
ELECTRICAL DESIGN GROUP

THE COPYRIGHT OF THIS DRAWING  
REMAINS THE PROPERTY OF THE  
ELECTRICAL DESIGN GROUP.

USE FIGURED DIMENSIONS  
IN PREFERENCE TO SCALE.

ALL DIMENSIONS TO BE  
VERIFIED ONSITE.

**ELECTRICAL DESIGN GROUP**  
ELECTRICAL BUILDING SERVICES CONSULTANTS  
BRISBANE GOLD COAST

P.O.Box 15, Sherwood Q.4075  
Phone: (07) 3278 4375  
Email: brisbane@edg.net.au  
Web: www.edg.net.au

PROJECT:  
BREAKFAST CREEK HOTEL - GAMING ROOM

2 KINGSFORD SMITH DRIVE, ALBION, QUEENSLAND

D	FOR CONSTRUCTION	08/10/2025
REV:	DESCRIPTION:	DATE:

DRAWING:  
**ELECTRICAL SERVICES  
LEGEND & DETAILS**

SCALE: AS SHOWN	AT A1	PROJECT NO: <b>C3593a</b>	DRAWING NO: <b>E01</b>	REVISION: <b>D</b>
--------------------	-------	------------------------------	---------------------------	-----------------------